

**klipsch**<sup>®</sup>  
**kg<sup>4</sup>**


Loudspeaker design embodies a careful marriage between the art of music and the science of its reproduction. The KLIPSCH kg<sup>4</sup> is an example of this marriage in a most harmonious state.

Outside, a beautiful cabinet of handcrafted, hand oiled wood – fine furniture destined to be a credit to your home.

Inside, indisputable evidence of engineering excellence – proven audio techniques combined with innovative audio ideas.

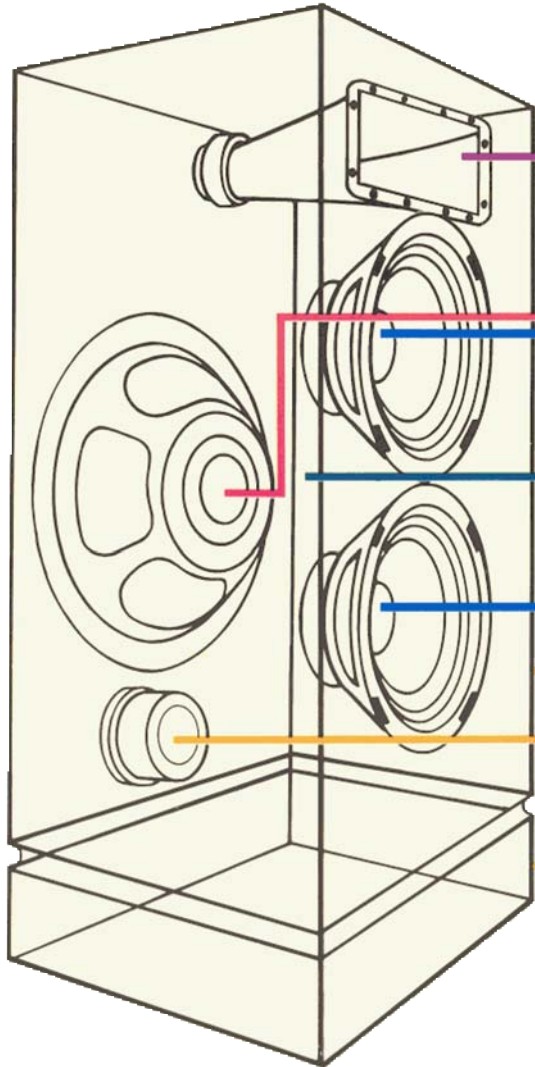
The result is a splendid speaker system with a sole, single-minded, very important purpose:

To provide you with an uncommon enjoyment of music.



**klipsch**  
**kg<sup>4</sup>**

**meeting the demands of  
audio today, setting the  
standards for audio's future.**



New KLIPSCH® designed high frequency horn/driver assembly handles more power, delivers wider bandwidth, and gives you smoother response. You get a sharply focused stereo image and lifelike dynamic range. You'll feel as if you can touch the music while it is touching you.

One secret of the kg<sup>4</sup>'s powerful, well-extended bass is found in the use of a rear mounted passive radiator. This passive radiator is tuned to operate in conjunction with the front mounted 8" drivers and lowers the bass response of the kg<sup>4</sup> to a solid 38 Hz.

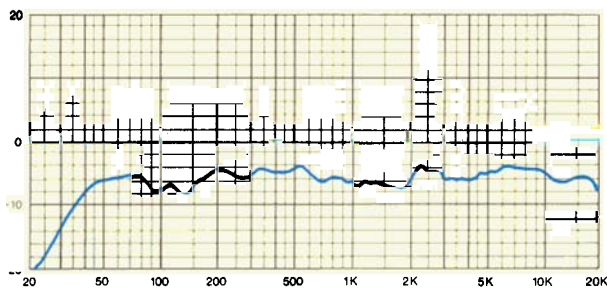
New KLIPSCH designed 8" (20.3 cm) low frequency drivers are constructed of special copolymer material that simultaneously increases power handling and reduces distortion. The two drivers operate in unison for a rich, full mid-range and bass output. The kg<sup>4</sup> has a big sound, rivaling much larger speaker systems.

High density foam is attached to the walls of the cabinet interior, eliminating interior sound reflections. This results in smoother frequency response.

KLIPSCH cabinetry is the immediately evident indicator of the construction quality that has made KLIPSCH famous. Meticulously crafted of genuine wood veneers, oak or walnut. Hand oiled to a rich lustre. Each pair is matched for color and grain structure. One tiny flaw in one speaker and the pair is destroyed.

The input panel of the kg<sup>4</sup> is built in conjunction with the crossover network of the system. New, advanced circuitry protects tweeter from possible damage due to overdriven or clipping amplifiers.

Built-in riser base lifts the system to the proper height for the best stereo effect and keeps the system coupled to the floor for maximum bass.



On-axis frequency response. Zero equals 100 dB.

**Specifications:**

**BANDWIDTH:** 38 Hz – 20 kHz ± 3 dB  
**SENSITIVITY:** 94 dB SPL, one watt one meter.  
**NOMINAL IMPEDANCE:** 6Ω  
**MAXIMUM CONTINUOUS POWER HANDLING:** 100 watts  
**ENCLOSURE TYPE:** Vented box (via drone), two-way system.

**DRIVE COMPONENTS:**

K-74 tweeter,  
 K-8 woofers,  
 KD-12 (12" drone)  
**WEIGHT:** 40 lbs./18 kg  
**DIMENSIONS:**  
 Height: 24-1/4" (61.6 cm)  
 Width: 15-3/4" (40 cm)  
 Depth: 10-3/4" (27.3 cm)

**klipsch**  
**A Legend In Sound.™**

P.O. Box 688 • Hope, Arkansas USA 71801